

Overview

Error Estimation

Analysis of EUR-USD

Summary

Contact Information

mathfinance.de

Title Page



Page 1 of 27

Go Back

Full Screen

Close

Quit

# On the Cost of Delayed Currency Fixing Announcements

Uwe Wystup and Christoph Becker

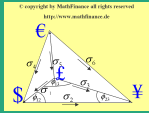
HfB - Business School of Finance and Management

Frankfurt am Main

<mailto:uwe.wystup@mathfinance.de>

June 8, 2005

**Abstract**



*Overview*

*Error Estimation*

*Analysis of EUR-USD*

*Summary*

*Contact Information*

*mathfinance.de*

*Title Page*



*Page 2 of 27*

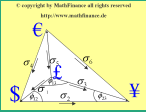
*Go Back*

*Full Screen*

*Close*

*Quit*

In Foreign Exchange Markets vanilla and barrier options are traded frequently. The market standard is a cutoff time of 10:00 a.m. in New York for the strike of vanillas and a knock-out event based on a continuously observed barrier in the inter bank market. However, many clients, particularly from Italy, prefer the cutoff and knock-out event to be based on the fixing published by the European Central Bank on the Reuters Page ECB37. These barrier options are called discretely monitored barrier options. While these options can be priced in several models by various techniques, the ECB source of the fixing causes two problems. First of all, it is not tradable, and secondly it is published with a delay of about 10 - 20 minutes. We examine here the effect of these problems on the hedge of those options and consequently suggest a cost based on the additional uncertainty encountered.



Overview

Error Estimation

Analysis of EUR-USD

Summary

Contact Information

mathfinance.de

Title Page



Page 3 of 27

Go Back

Full Screen

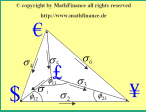
Close

Quit

# 1. Overview

## 1.1. Agenda

1. Take a liquid currency pair such as EUR-USD



Overview

Error Estimation

Analysis of EUR-USD

Summary

Contact Information

mathfinance.de

Title Page



Page 3 of 27

Go Back

Full Screen

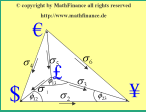
Close

Quit

# 1. Overview

## 1.1. Agenda

1. Take a liquid currency pair such as EUR-USD
2. Consider Delta-Hedging a short position of
3. A European style Reverse Knock-Out (RKO) Call



Overview

Error Estimation

Analysis of EUR-USD

Summary

Contact Information

mathfinance.de

Title Page



Page 3 of 27

Go Back

Full Screen

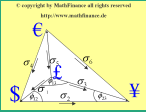
Close

Quit

# 1. Overview

## 1.1. Agenda

1. Take a liquid currency pair such as EUR-USD
2. Consider Delta-Hedging a short position of
3. A European style Reverse Knock-Out (RKO) Call
4. Or a discretely monitored RKO



Overview

Error Estimation

Analysis of EUR-USD

Summary

Contact Information

mathfinance.de

Title Page



Page 3 of 27

Go Back

Full Screen

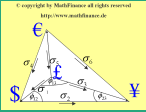
Close

Quit

# 1. Overview

## 1.1. Agenda

1. Take a liquid currency pair such as EUR-USD
2. Consider Delta-Hedging a short position of
3. A European style Reverse Knock-Out (RKO) Call
4. Or a discretely monitored RKO
5. Analyze cost due to unknown spot value at knock-out or expiration



## 1.2. Cut-Off Time and Value

- Value to take at a pre-specified time at expiration date of an option

Overview

Error Estimation

Analysis of EUR-USD

Summary

Contact Information

mathfinance.de

Title Page



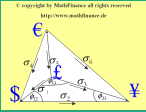
Page 4 of 27

Go Back

Full Screen

Close

Quit



## 1.2. Cut-Off Time and Value

- Value to take at a pre-specified time at expiration date of an option
- Source of this value must be pre-specified

[mathfinance.de](http://www.mathfinance.de)

[Title Page](#)



Page 4 of 27

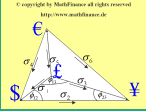
[Go Back](#)

[Full Screen](#)

[Close](#)

[Quit](#)





## 1.2. Cut-Off Time and Value

- Value to take at a pre-specified time at expiration date of an option
- Source of this value must be pre-specified
- FX: OTC standard is NY cut: Traded FX spot at 10:00 a.m. NY time

[mathfinance.de](http://mathfinance.de)

[Title Page](#)



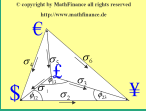
Page 4 of 27

[Go Back](#)

[Full Screen](#)

[Close](#)

[Quit](#)



## 1.2. Cut-Off Time and Value

- Value to take at a pre-specified time at expiration date of an option
- Source of this value must be pre-specified
- FX: OTC standard is NY cut: Traded FX spot at 10:00 a.m. NY time
- Problem: not official, not transparent to public

[mathfinance.de](http://mathfinance.de)

[Title Page](#)



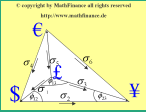
Page 4 of 27

[Go Back](#)

[Full Screen](#)

[Close](#)

[Quit](#)



## 1.2. Cut-Off Time and Value

- Value to take at a pre-specified time at expiration date of an option
- Source of this value must be pre-specified
- FX: OTC standard is NY cut: Traded FX spot at 10:00 a.m. NY time
- Problem: not official, not transparent to public
- Advantage: tradable, transparent to FX traders

mathfinance.de

Title Page



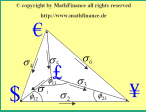
Page 4 of 27

Go Back

Full Screen

Close

Quit



## 1.2. Cut-Off Time and Value

- Value to take at a pre-specified time at expiration date of an option
- Source of this value must be pre-specified
- FX: OTC standard is NY cut: Traded FX spot at 10:00 a.m. NY time
- Problem: not official, not transparent to public
- Advantage: tradable, transparent to FX traders
- Other sources: FED, Warshaw Cut, Tokio Cut, Bank's own fixing

mathfinance.de

Title Page



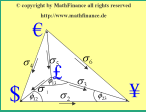
Page 4 of 27

Go Back

Full Screen

Close

Quit



## 1.2. Cut-Off Time and Value

- Value to take at a pre-specified time at expiration date of an option
- Source of this value must be pre-specified
- FX: OTC standard is NY cut: Traded FX spot at 10:00 a.m. NY time
- Problem: not official, not transparent to public
- Advantage: tradable, transparent to FX traders
- Other sources: FED, Warshaw Cut, Tokio Cut, Bank's own fixing
- Average of several banks
- Example:  $OPTREF = AVG (COMBA, DB, DREBA, HVB)$

mathfinance.de

Title Page



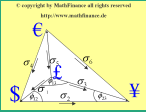
Page 4 of 27

Go Back

Full Screen

Close

Quit



Overview

Error Estimation

Analysis of EUR-USD

Summary

Contact Information

mathfinance.de

Title Page



Page 5 of 27

Go Back

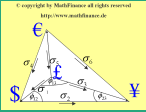
Full Screen

Close

Quit

## 1.3. ECB currency fixing

1. Many Corporate Treasurers prefer official source of exchange rate
2. Set each business day at 2:15 p.m.
3. Published on Reuters page ECB37



Overview

Error Estimation

Analysis of EUR-USD

Summary

Contact Information

mathfinance.de

Title Page



Page 5 of 27

Go Back

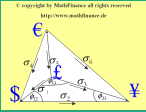
Full Screen

Close

Quit

## 1.3. ECB currency fixing

1. Many Corporate Treasurers prefer official source of exchange rate
2. Set each business day at 2:15 p.m.
3. Published on Reuters page ECB37
4. Not tradable



Overview

Error Estimation

Analysis of EUR-USD

Summary

Contact Information

mathfinance.de

Title Page



Page 5 of 27

Go Back

Full Screen

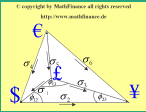
Close

Quit

## 1.3. ECB currency fixing

1. Many Corporate Treasurers prefer official source of exchange rate
2. Set each business day at 2:15 p.m.
3. Published on Reuters page ECB37
4. Not tradable
5. Published with Delay of  $\Delta T = 10-20$  Minutes





Overview

Error Estimation

Analysis of EUR-USD

Summary

Contact Information

mathfinance.de

Title Page



Page 6 of 27

Go Back

Full Screen

Close

Quit

**RSFRecord ECB37 - Full Quote**

File Edit View Data Options Help

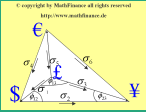
13:25 21FEB05 EUROPEAN CENTRAL BANK, FRANKFURT a.M. GE66608 ECB37

EURO FOREIGN EXCHANGE REFERENCE RATES as of 21.Feb.05

Cur.	Spot	Cur.	Spot	Cur.	Spot
USD	1.3055	CZK	29.922	TRY	1.7062
JPY	137.76	EEK	15.6466	AUD	1.6558
DKK	7.4440	HUF	243.65	CAD	1.6073
GBP	0.68910	LTL	3.4528	HKD	10.1825
SEK	9.1200	LVL	0.6961	NZD	1.7979
CHF	1.5447	MTL	0.4309	SGD	2.1379
ISK	79.90	PLN	3.9877	KRW	1335.79
NOK	8.2855	ROL	36034	ZAR	7.7531
BGN	1.9559	SIT	239.75		
CYP	0.5830	SKK	38.054		

All currencies quoted against the EUR (base currency).  
For details on the reference rates, please see the ECB press release of 28 September 2000 on the ECB web site: [www.ecb.int](http://www.ecb.int)  
While the reference rates are based on sources which the ECB considers to be reliable, the ECB shall not have any liability for any losses incurred in connection with any decision made or action or inaction taken by any party in reliance upon the reference rates.  
The reference rates are published following the same calendar as the TARGET system.

Ready



Overview

Error Estimation

Analysis of EUR-USD

Summary

Contact Information

mathfinance.de

Title Page



Page 7 of 27

Go Back

Full Screen

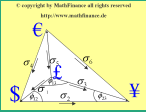
Close

Quit

## 1.4. Model

Risk-neutral geometric Brownian motion

$$dS_t = S_t[(r_d - r_f) dt + \sigma dW_t]$$



Overview

Error Estimation

Analysis of EUR-USD

Summary

Contact Information

mathfinance.de

Title Page



Page 7 of 27

Go Back

Full Screen

Close

Quit

## 1.4. Model

Risk-neutral geometric Brownian motion

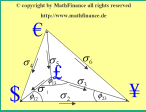
$$dS_t = S_t[(r_d - r_f) dt + \sigma dW_t]$$

These parameters are constant

- $r_d$ : domestic interest rate
- $r_f$ : foreign interest rate
- $\sigma$ : volatility
- $S_t$ : FX spot rate at time  $t$

## 1.5. Contracts

- $T$ : maturity in years
- $K$ : strike
- $B$ : knock-out barrier



Overview

Error Estimation

Analysis of EUR-USD

Summary

Contact Information

mathfinance.de

Title Page



Page 8 of 27

Go Back

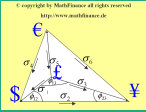
Full Screen

Close

Quit

## 1.5. Contracts

- $T$ : maturity in years
- $K$ : strike
- $B$ : knock-out barrier
- fixing schedule  $0 = t_0 < t_1 < t_2 \dots, t_n = T$



Overview

Error Estimation

Analysis of EUR-USD

Summary

Contact Information

mathfinance.de

Title Page



Page 8 of 27

Go Back

Full Screen

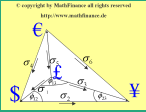
Close

Quit

## 1.5. Contracts

- $T$ : maturity in years
- $K$ : strike
- $B$ : knock-out barrier
- fixing schedule  $0 = t_0 < t_1 < t_2 \dots, t_n = T$
- payoffs for the vanilla and for a discretely monitored up-and-out call option

$$V(F_T, T) = (F_T - K)^+$$



Overview

Error Estimation

Analysis of EUR-USD

Summary

Contact Information

mathfinance.de

Title Page



Page 8 of 27

Go Back

Full Screen

Close

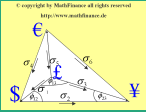
Quit

## 1.5. Contracts

- $T$ : maturity in years
- $K$ : strike
- $B$ : knock-out barrier
- fixing schedule  $0 = t_0 < t_1 < t_2 \dots, t_n = T$
- payoffs for the vanilla and for a discretely monitored up-and-out call option

$$V(F_T, T) = (F_T - K)^+$$
$$V(F, T) = (F_T - K)^+ \mathbb{I}_{\{\max(F_{t_0}, \dots, F_{t_n}) < B\}}$$

- $F_t$ : fixing of the underlying exchange rate at time  $t$



Overview

Error Estimation

Analysis of EUR-USD

Summary

Contact Information

mathfinance.de

Title Page



Page 8 of 27

Go Back

Full Screen

Close

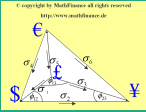
Quit

## 1.5. Contracts

- $T$ : maturity in years
- $K$ : strike
- $B$ : knock-out barrier
- fixing schedule  $0 = t_0 < t_1 < t_2 \dots, t_n = T$
- payoffs for the vanilla and for a discretely monitored up-and-out call option

$$V(F_T, T) = (F_T - K)^+$$
$$V(F, T) = (F_T - K)^+ \mathbb{I}_{\{\max(F_{t_0}, \dots, F_{t_n}) < B\}}$$

- $F_t$ : fixing of the underlying exchange rate at time  $t$
- $\mathbb{I}$ : the indicator function



Overview

Error Estimation

Analysis of EUR-USD

Summary

Contact Information

mathfinance.de

Title Page



Page 8 of 27

Go Back

Full Screen

Close

Quit



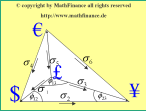
## 1.5. Contracts

- $T$ : maturity in years
- $K$ : strike
- $B$ : knock-out barrier
- fixing schedule  $0 = t_0 < t_1 < t_2 \dots, t_n = T$
- payoffs for the vanilla and for a discretely monitored up-and-out call option

$$V(F_T, T) = (F_T - K)^+$$
$$V(F, T) = (F_T - K)^+ \mathbb{I}_{\{\max(F_{t_0}, \dots, F_{t_n}) < B\}}$$

- $F_t$ : fixing of the underlying exchange rate at time  $t$
- $\mathbb{I}$ : the indicator function
- payoffs to hedge are

$$V(S_T, T) = (S_T - K)^+$$
$$V(S, T) = (S_T - K)^+ \mathbb{I}_{\{\max(S_{t_0}, \dots, S_{t_n}) < B\}}$$



Overview

Error Estimation

Analysis of EUR-USD

Summary

Contact Information

mathfinance.de

Title Page



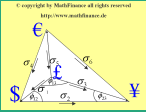
Page 8 of 27

Go Back

Full Screen

Close

Quit



- Overview
- Error Estimation
- Analysis of EUR-USD
- Summary
- Contact Information

mathfinance.de

Title Page

◀◀ ▶▶

◀ ▶

Page 9 of 27

Go Back

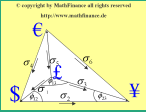
Full Screen

Close

Quit

## 1.6. Analysis Procedure

- simulate the spot with Monte Carlo



Overview

Error Estimation

Analysis of EUR-USD

Summary

Contact Information

mathfinance.de

Title Page



Page 9 of 27

Go Back

Full Screen

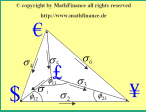
Close

Quit

## 1.6. Analysis Procedure

- simulate the spot with Monte Carlo
- model the ECB-fixing  $F_t$  by

$$F_t = S_t + \varphi, \quad \varphi \in \mathcal{N}(\mu, \sigma)$$



Overview

Error Estimation

Analysis of EUR-USD

Summary

Contact Information

mathfinance.de

Title Page



Page 9 of 27

Go Back

Full Screen

Close

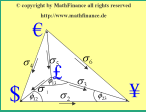
Quit

## 1.6. Analysis Procedure

- simulate the spot with Monte Carlo
- model the ECB-fixing  $F_t$  by

$$F_t = S_t + \varphi, \quad \varphi \in \mathcal{N}(\mu, \sigma)$$

- $\mu$  and  $\sigma$  estimated from historic data.



Overview

Error Estimation

Analysis of EUR-USD

Summary

Contact Information

mathfinance.de

Title Page



Page 9 of 27

Go Back

Full Screen

Close

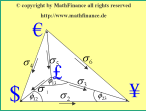
Quit

## 1.6. Analysis Procedure

- simulate the spot with Monte Carlo
- model the ECB-fixing  $F_t$  by

$$F_t = S_t + \varphi, \quad \varphi \in \mathcal{N}(\mu, \sigma)$$

- $\mu$  and  $\sigma$  estimated from historic data.
- difference of fixing and traded spot = normally distributed random variable.



## 1.6.1. Estimates

Estimated values for mean and standard-deviations of the quantity Spot - ECB-fixing from historic time series. Data provided by Commerzbank.

Currency pair	Mean	Std Dev	Time horizon
EUR / USD	-3.125E-6	0.0001264	23.6 - 08.8.04
USD / JPY	-4.883E-3	0.0134583	22.6 - 26.8.04
USD / CHF	-1.424E-5	0.0001677	11.5 - 26.8.04
EUR / GBP	-1.330E-5	0.00009017	04.5 - 26.8.04

For USD-JPY take EUR-JPY / EUR-USD etc.

mathfinance.de

Title Page



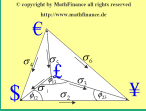
Page 10 of 27

Go Back

Full Screen

Close

Quit



## 2. Error Estimation

1. introduce a bid/offer-spread  $\delta$  for the spot, which is of the size of 2 pips in the inter bank market.

Overview

Error Estimation

Analysis of EUR-USD

Summary

Contact Information

mathfinance.de

Title Page



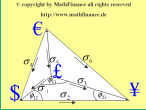
Page 11 of 27

Go Back

Full Screen

Close

Quit



## 2. Error Estimation

1. introduce a bid/offer-spread  $\delta$  for the spot, which is of the size of 2 pips in the inter bank market.
2. evaluate the payoffs for barrier options for each path and run the simulations with the appropriate delta hedge quantities to hold.

Overview

Error Estimation

Analysis of EUR-USD

Summary

Contact Information

mathfinance.de

Title Page



Page 11 of 27

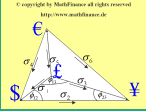
Go Back

Full Screen

Close

Quit





## 2. Error Estimation

1. introduce a bid/offer-spread  $\delta$  for the spot, which is of the size of 2 pips in the inter bank market.
2. evaluate the payoffs for barrier options for each path and run the simulations with the appropriate delta hedge quantities to hold.
3. compute for each path the error encountered due the fixing being different from the spot.

Overview

Error Estimation

Analysis of EUR-USD

Summary

Contact Information

mathfinance.de

Title Page



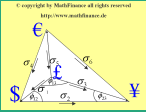
Page 11 of 27

Go Back

Full Screen

Close

Quit



## 2. Error Estimation

1. introduce a bid/offer-spread  $\delta$  for the spot, which is of the size of 2 pips in the inter bank market.
2. evaluate the payoffs for barrier options for each path and run the simulations with the appropriate delta hedge quantities to hold.
3. compute for each path the error encountered due the fixing being different from the spot.
4. average over all paths.

mathfinance.de

Title Page



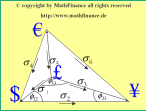
Page 11 of 27

Go Back

Full Screen

Close

Quit



## 2. Error Estimation

1. introduce a bid/offer-spread  $\delta$  for the spot, which is of the size of 2 pips in the inter bank market.
2. evaluate the payoffs for barrier options for each path and run the simulations with the appropriate delta hedge quantities to hold.
3. compute for each path the error encountered due the fixing being different from the spot.
4. average over all paths.
5. do this for various currency pairs, parameter scenarios, varying the rates, volatilities, maturities, barriers and strikes.

mathfinance.de

Title Page



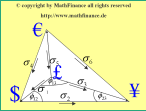
Page 11 of 27

Go Back

Full Screen

Close

Quit



## 2. Error Estimation

1. introduce a bid/offer-spread  $\delta$  for the spot, which is of the size of 2 pips in the inter bank market.
2. evaluate the payoffs for barrier options for each path and run the simulations with the appropriate delta hedge quantities to hold.
3. compute for each path the error encountered due the fixing being different from the spot.
4. average over all paths.
5. do this for various currency pairs, parameter scenarios, varying the rates, volatilities, maturities, barriers and strikes.
6. We expect a significant impact particularly for reverse knock-out barrier options due to the jump of the payoff and hence the large delta hedge quantity.

mathfinance.de

Title Page



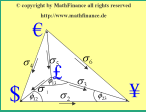
Page 11 of 27

Go Back

Full Screen

Close

Quit



Overview

Error Estimation

Analysis of EUR-USD

Summary

Contact Information

mathfinance.de

Title Page



Page 12 of 27

Go Back

Full Screen

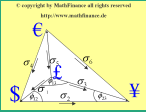
Close

Quit

## 2.1. European up-and-out Call

Error per 1 unit of the underlying. Three cases:

$$S_T \leq K$$



Overview

Error Estimation

Analysis of EUR-USD

Summary

Contact Information

mathfinance.de

Title Page



Page 12 of 27

Go Back

Full Screen

Close

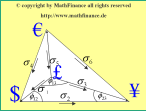
Quit

## 2.1. European up-and-out Call

Error per 1 unit of the underlying. Three cases:

$$S_T \leq K$$

- the seller who is short the option decides not to hedge as the option is probably out of the money, i.e.  $\Delta = 0$ .



Overview

Error Estimation

Analysis of EUR-USD

Summary

Contact Information

mathfinance.de

Title Page



Page 12 of 27

Go Back

Full Screen

Close

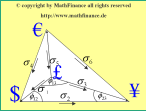
Quit

## 2.1. European up-and-out Call

Error per 1 unit of the underlying. Three cases:

$$S_T \leq K$$

- the seller who is short the option decides not to hedge as the option is probably out of the money, i.e.  $\Delta = 0$ .
- if the option turns out to be in the money, i.e.  $F_T > K$ , the holder of the short position faces a P&L of  $K - (S(T + \Delta T) + \delta)$  (units of the base currency).



Overview

Error Estimation

Analysis of EUR-USD

Summary

Contact Information

mathfinance.de

Title Page



Page 12 of 27

Go Back

Full Screen

Close

Quit

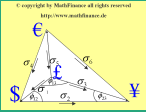
## 2.1. European up-and-out Call

Error per 1 unit of the underlying. Three cases:

$$S_T \leq K$$

- the seller who is short the option decides not to hedge as the option is probably out of the money, i.e.  $\Delta = 0$ .
- if the option turns out to be in the money, i.e.  $F_T > K$ , the holder of the short position faces a P&L of  $K - (S(T + \Delta T) + \delta)$  (units of the base currency).





Overview

Error Estimation

Analysis of EUR-USD

Summary

Contact Information

mathfinance.de

Title Page



Page 13 of 27

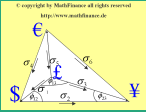
Go Back

Full Screen

Close

Quit

$$S_T > K \text{ and } S_T < B$$



Overview

Error Estimation

Analysis of EUR-USD

Summary

Contact Information

mathfinance.de

Title Page



Page 13 of 27

Go Back

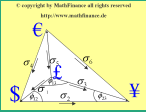
Full Screen

Close

Quit

$S_T > K$  and  $S_T < B$

- one assumes that the option is in the money and delta is 1.



Overview

Error Estimation

Analysis of EUR-USD

Summary

Contact Information

mathfinance.de

Title Page



Page 13 of 27

Go Back

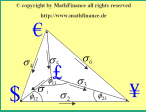
Full Screen

Close

Quit

$S_T > K$  and  $S_T < B$

- one assumes that the option is in the money and delta is 1.
- if now  $F_T \leq K$  or  $F_T \geq B$ , there is a P&L of  $S(T + \Delta T) - (S(T) + \delta)$ .



Overview

Error Estimation

Analysis of EUR-USD

Summary

Contact Information

mathfinance.de

Title Page



Page 13 of 27

Go Back

Full Screen

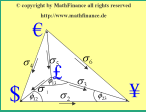
Close

Quit

$S_T > K$  and  $S_T < B$

- one assumes that the option is in the money and delta is 1.
- if now  $F_T \leq K$  or  $F_T \geq B$ , there is a P&L of  $S(T + \Delta T) - (S(T) + \delta)$ .

$S_T \geq B$  and  $F_T < B$



Overview

Error Estimation

Analysis of EUR-USD

Summary

Contact Information

mathfinance.de

Title Page



Page 13 of 27

Go Back

Full Screen

Close

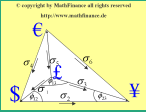
Quit

$S_T > K$  and  $S_T < B$

- one assumes that the option is in the money and delta is 1.
- if now  $F_T \leq K$  or  $F_T \geq B$ , there is a P&L of  $S(T + \Delta T) - (S(T) + \delta)$ .

$S_T \geq B$  and  $F_T < B$

- here we have a P&L of  $K - (S(T + \Delta T) + \delta)$ .



Overview

Error Estimation

Analysis of EUR-USD

Summary

Contact Information

mathfinance.de

Title Page



Page 13 of 27

Go Back

Full Screen

Close

Quit

$S_T > K$  and  $S_T < B$

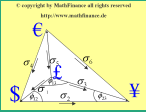
- one assumes that the option is in the money and delta is 1.
- if now  $F_T \leq K$  or  $F_T \geq B$ , there is a P&L of  $S(T + \Delta T) - (S(T) + \delta)$ .

$S_T \geq B$  and  $F_T < B$

- here we have a P&L of  $K - (S(T + \Delta T) + \delta)$ .
- note that other than in the first case, this P&L is of order  $K - B$  due to the jump in the payoff.

## 2.2. Discretely monitored up-and-out Call

$$S_t < B \text{ and } F_t \geq B$$



Overview

Error Estimation

Analysis of EUR-USD

Summary

Contact Information

mathfinance.de

Title Page



Page 14 of 27

Go Back

Full Screen

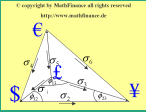
Close

Quit

## 2.2. Discretely monitored up-and-out Call

$$S_t < B \text{ and } F_t \geq B$$

- here we unwind our hedge with delay and encounter



Overview

Error Estimation

Analysis of EUR-USD

Summary

Contact Information

mathfinance.de

Title Page



Page 14 of 27

Go Back

Full Screen

Close

Quit



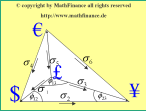
## 2.2. Discretely monitored up-and-out Call

$$S_t < B \text{ and } F_t \geq B$$

- here we unwind our hedge with delay and encounter

$$\text{P\&L} = \Delta(S_t) \cdot (S_{t+\Delta T} - S_t),$$

- $\Delta(S_t)$ : theoretical delta (negative near  $B$ ).



Overview

Error Estimation

Analysis of EUR-USD

Summary

Contact Information

mathfinance.de

Title Page



Page 14 of 27

Go Back

Full Screen

Close

Quit

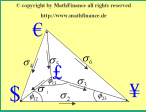
## 2.2. Discretely monitored up-and-out Call

$$S_t < B \text{ and } F_t \geq B$$

- here we unwind our hedge with delay and encounter

$$\text{P\&L} = \Delta(S_t) \cdot (S_{t+\Delta T} - S_t),$$

- $\Delta(S_t)$ : theoretical delta (negative near  $B$ ).
- the seller has been short the underlying at time  $t$  and must buy it in  $t + \Delta T$  minutes to close out the hedge.



Overview

Error Estimation

Analysis of EUR-USD

Summary

Contact Information

mathfinance.de

Title Page



Page 14 of 27

Go Back

Full Screen

Close

Quit

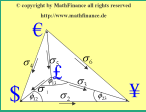
## 2.2. Discretely monitored up-and-out Call

$$S_t < B \text{ and } F_t \geq B$$

- here we unwind our hedge with delay and encounter

$$\text{P\&L} = \Delta(S_t) \cdot (S_{t+\Delta T} - S_t),$$

- $\Delta(S_t)$ : theoretical delta (negative near  $B$ ).
- the seller has been short the underlying at time  $t$  and must buy it in  $t + \Delta T$  minutes to close out the hedge.
- he makes profit if the underlying is cheaper in  $t + \Delta T$ .



Overview

Error Estimation

Analysis of EUR-USD

Summary

Contact Information

mathfinance.de

Title Page



Page 14 of 27

Go Back

Full Screen

Close

Quit

## 2.2. Discretely monitored up-and-out Call

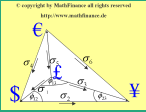
$$S_t < B \text{ and } F_t \geq B$$

- here we unwind our hedge with delay and encounter

$$\text{P\&L} = \Delta(S_t) \cdot (S_{t+\Delta T} - S_t),$$

- $\Delta(S_t)$ : theoretical delta (negative near  $B$ ).
- the seller has been short the underlying at time  $t$  and must buy it in  $t + \Delta T$  minutes to close out the hedge.
- he makes profit if the underlying is cheaper in  $t + \Delta T$ .

$$S_t \geq B \text{ and } F_t < B$$



Overview

Error Estimation

Analysis of EUR-USD

Summary

Contact Information

mathfinance.de

Title Page



Page 14 of 27

Go Back

Full Screen

Close

Quit

## 2.2. Discretely monitored up-and-out Call

$$S_t < B \text{ and } F_t \geq B$$

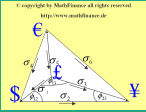
- here we unwind our hedge with delay and encounter

$$\text{P\&L} = \Delta(S_t) \cdot (S_{t+\Delta T} - S_t),$$

- $\Delta(S_t)$ : theoretical delta (negative near  $B$ ).
- the seller has been short the underlying at time  $t$  and must buy it in  $t + \Delta T$  minutes to close out the hedge.
- he makes profit if the underlying is cheaper in  $t + \Delta T$ .

$$S_t \geq B \text{ and } F_t < B$$

- here the seller closed out the hedge at time  $t$ , though she shouldn't have done so



Overview

Error Estimation

Analysis of EUR-USD

Summary

Contact Information

mathfinance.de

Title Page



Page 14 of 27

Go Back

Full Screen

Close

Quit

## 2.2. Discretely monitored up-and-out Call

$$S_t < B \text{ and } F_t \geq B$$

- here we unwind our hedge with delay and encounter

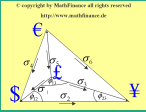
$$\text{P\&L} = \Delta(S_t) \cdot (S_{t+\Delta T} - S_t),$$

- $\Delta(S_t)$ : theoretical delta (negative near  $B$ ).
- the seller has been short the underlying at time  $t$  and must buy it in  $t + \Delta T$  minutes to close out the hedge.
- he makes profit if the underlying is cheaper in  $t + \Delta T$ .

$$S_t \geq B \text{ and } F_t < B$$

- here the seller closed out the hedge at time  $t$ , though she shouldn't have done so
- and in  $t + \Delta T$  she needs to build a new hedge causing

$$\text{P\&L} = \Delta(S_t) \cdot (S_t + \delta) - \Delta(S_{t+\Delta T}) \cdot S_{t+\Delta T}$$



Overview

Error Estimation

Analysis of EUR-USD

Summary

Contact Information

mathfinance.de

Title Page



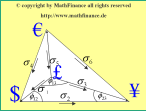
Page 14 of 27

Go Back

Full Screen

Close

Quit



## 2.3. Calculating the Delta-Hedge Quantity

- approximation by Per Hörfelt in [5]
- Assume the value of the spot is observed at times  $iT/n$ ,  $i = 0, \dots, n$
- define

[mathfinance.de](http://mathfinance.de)

[Title Page](#)



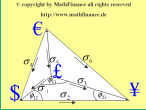
Page 15 of 27

[Go Back](#)

[Full Screen](#)

[Close](#)

[Quit](#)



## 2.3. Calculating the Delta-Hedge Quantity

- approximation by Per Hörfelt in [5]
- Assume the value of the spot is observed at times  $iT/n$ ,  $i = 0, \dots, n$
- define

$$\theta_{\pm} \triangleq \frac{r_d - r_f \pm \sigma^2/2}{\sigma} \sqrt{T}$$

$$c \triangleq \frac{\ln(K/S_0)}{\sigma \sqrt{T}}$$

$$d \triangleq \frac{\ln(B/S_0)}{\sigma \sqrt{T}}$$

$$\beta \triangleq -\zeta(1/2)/\sqrt{(2\pi)} \approx 0.5826$$

mathfinance.de

Title Page



Page 15 of 27

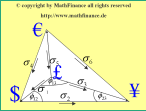
Go Back

Full Screen

Close

Quit





## 2.3. Calculating the Delta-Hedge Quantity

- approximation by Per Hörfelt in [5]
- Assume the value of the spot is observed at times  $iT/n$ ,  $i = 0, \dots, n$
- define

$$\theta_{\pm} \triangleq \frac{r_d - r_f \pm \sigma^2/2}{\sigma} \sqrt{T}$$

$$c \triangleq \frac{\ln(K/S_0)}{\sigma \sqrt{T}}$$

$$d \triangleq \frac{\ln(B/S_0)}{\sigma \sqrt{T}}$$

$$\beta \triangleq -\zeta(1/2)/\sqrt{(2\pi)} \approx 0.5826$$

- $\zeta$ : Riemann zeta function

mathfinance.de

Title Page



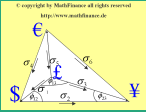
Page 15 of 27

Go Back

Full Screen

Close

Quit



Overview

Error Estimation

Analysis of EUR-USD

Summary

Contact Information

mathfinance.de

Title Page



Page 16 of 27

Go Back

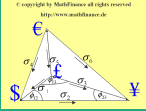
Full Screen

Close

Quit

- define

$$F_+(a, b; \theta) \triangleq \mathcal{N}(a - \theta) - e^{2b\theta} \mathcal{N}(a - 2b - \theta)$$



Overview

Error Estimation

Analysis of EUR-USD

Summary

Contact Information

mathfinance.de

Title Page



Page 16 of 27

Go Back

Full Screen

Close

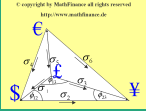
Quit

- define

$$F_+(a, b; \theta) \triangleq \mathcal{N}(a - \theta) - e^{2b\theta} \mathcal{N}(a - 2b - \theta)$$

- obtain for the value of the discretely monitored up-and-out call

$$V(S_0, 0) \approx S_0 e^{-r_f T} [F_+(d, d + \beta/\sqrt{n}; \theta_+) - F_+(c, d + \beta/\sqrt{n}; \theta_+)] - K e^{-r_d T} [F_+(d, d + \beta/\sqrt{n}; \theta_-) - F_+(c, d + \beta/\sqrt{n}; \theta_-)]$$



Overview

Error Estimation

Analysis of EUR-USD

Summary

Contact Information

mathfinance.de

Title Page



Page 16 of 27

Go Back

Full Screen

Close

Quit

- define

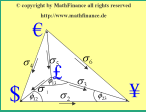
$$F_+(a, b; \theta) \triangleq \mathcal{N}(a - \theta) - e^{2b\theta} \mathcal{N}(a - 2b - \theta)$$

- obtain for the value of the discretely monitored up-and-out call

$$V(S_0, 0) \approx S_0 e^{-r_f T} [F_+(d, d + \beta/\sqrt{n}; \theta_+) - F_+(c, d + \beta/\sqrt{n}; \theta_+)] - K e^{-r_d T} [F_+(d, d + \beta/\sqrt{n}; \theta_-) - F_+(c, d + \beta/\sqrt{n}; \theta_-)]$$

- take a finite difference approach for the computation of the theoretical delta

$$\Delta = V_S(S, t) \approx \frac{V(S + \epsilon, t) - V(S - \epsilon, t)}{2\epsilon}$$



### 3. Analysis of EUR-USD

Overview

Error Estimation

Analysis of EUR-USD

Summary

Contact Information

mathfinance.de

Title Page



Page 17 of 27

Go Back

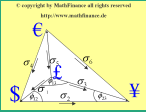
Full Screen

Close

Quit

Spot	1.2100
Strike	1.1800
Trading days	250
domestic interest rate	2.17% (USD)
Foreign interest rate	2.27% (EUR)
Volatility	10.4%
Time to maturity	1 year
Notional	1,000,000 EUR

Consider a short position of a discretely monitored up-and-out Call



Overview

Error Estimation

Analysis of EUR-USD

Summary

Contact Information

mathfinance.de

Title Page



Page 18 of 27

Go Back

Full Screen

Close

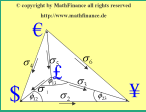
Quit

## 3.1. Distribution of Absolute Errors in USD

The figures are the number of occurrences out of 1 million

barrier 1.2500	<1k\$	<2k\$	<3k\$	<39k\$	<40k\$	<41k\$	<42k\$	<43k\$
upside error	951744	20	1	0	0	0	0	0
downside error	48008	54	2	5	59	85	21	1
barrier 1.3000	<1k\$	< 2k\$	< 3k\$	<89k\$	< 90k\$	<91k\$	<92k\$	
upside error	974340	20	1	0	0	0	0	
downside error	25475	43	0	2	40	59	20	
barrier 1.4100	<1k\$	<2k\$	<3k\$	<199k\$	<200k\$	<201k\$	<202k\$	<203k\$
upside error	994854	78	0	0	0	0	0	0
downside error	4825	194	3	1	19	17	8	1

## 3.2. Additional Hedge Cost



Overview

Error Estimation

Analysis of EUR-USD

Summary

Contact Information

mathfinance.de

Title Page



Page 19 of 27

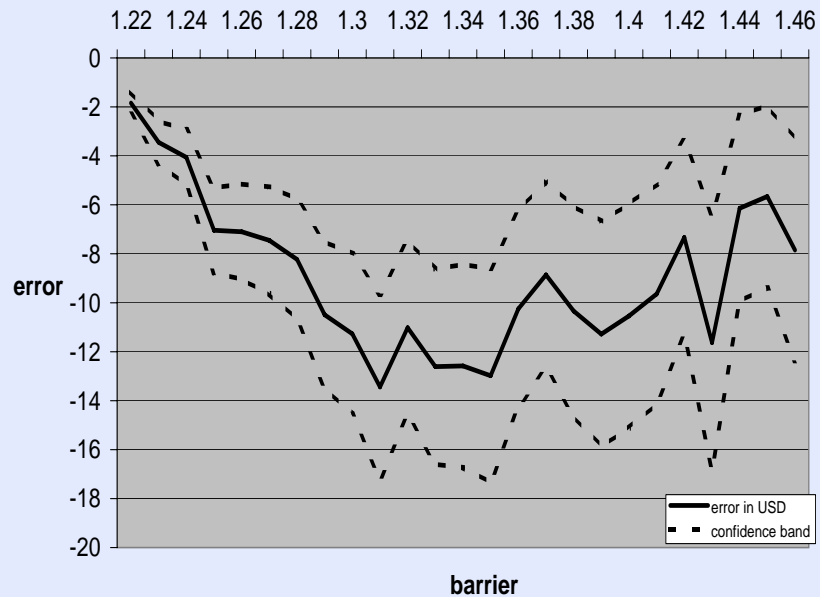
Go Back

Full Screen

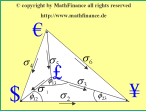
Close

Quit

Hedge error with 99.9% - confidence interval



### 3.3. Probability of a Miss-Hedge



Overview

Error Estimation

Analysis of EUR-USD

Summary

Contact Information

mathfinance.de

Title Page



Page 20 of 27

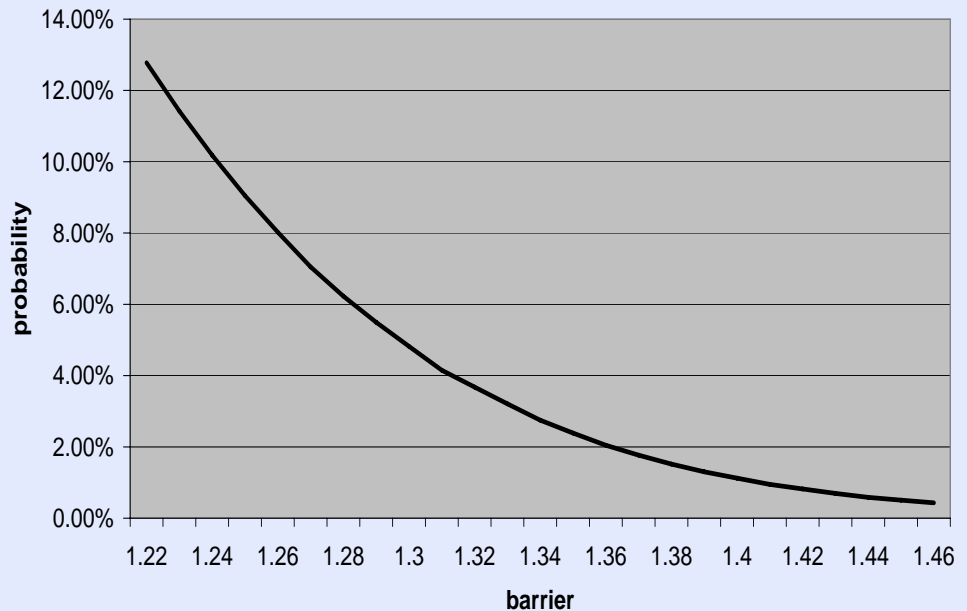
Go Back

Full Screen

Close

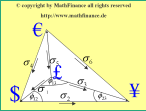
Quit

Probability of mishedging





# 3.4. Hedging Error / TV



- Overview
- Error Estimation
- Analysis of EUR-USD**
- Summary
- Contact Information

mathfinance.de

Title Page



Page 21 of 27

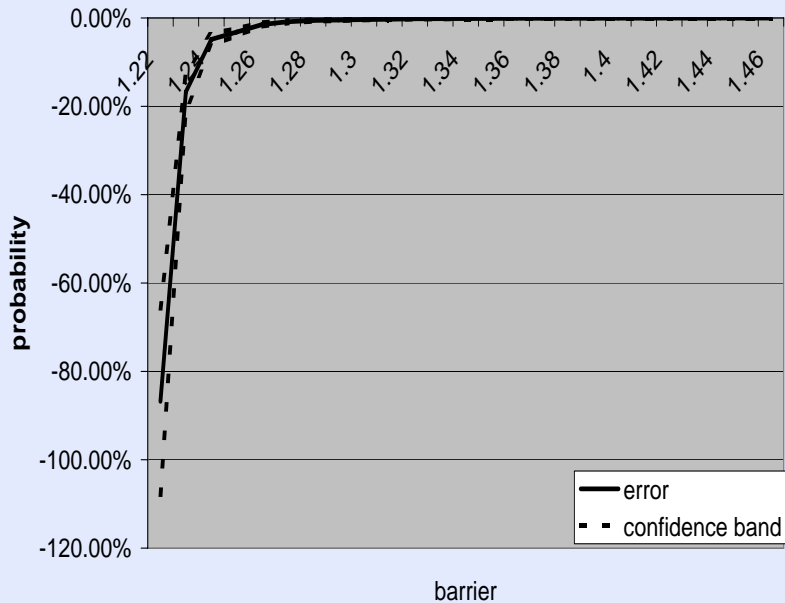
Go Back

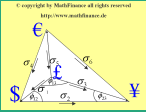
Full Screen

Close

Quit

Rel. hedge error with 99.9% bands





Overview

Error Estimation

Analysis of EUR-USD

Summary

Contact Information

mathfinance.de

Title Page



Page 22 of 27

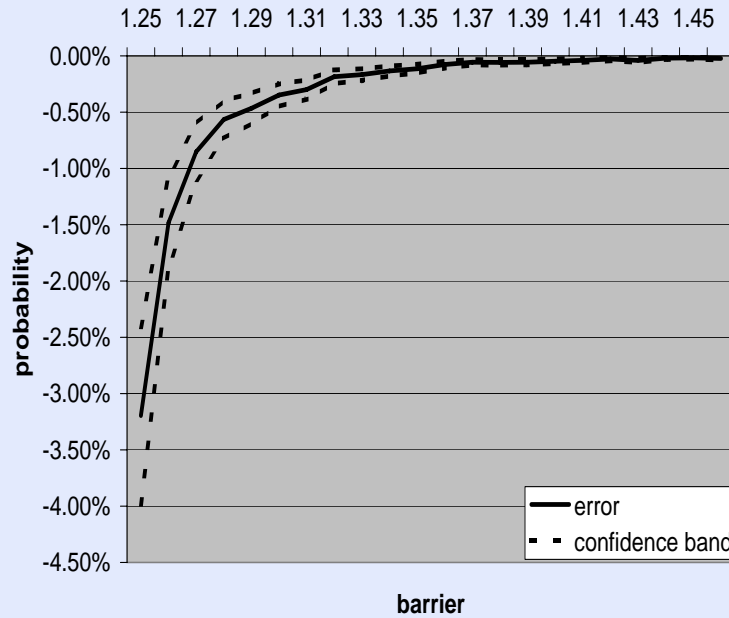
Go Back

Full Screen

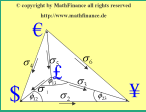
Close

Quit

## Rel. hedge error with 99.9% bands



# 3.5. Maximum Losses



- Overview
- Error Estimation
- Analysis of EUR-USD
- Summary
- Contact Information

mathfinance.de

Title Page



Page 23 of 27

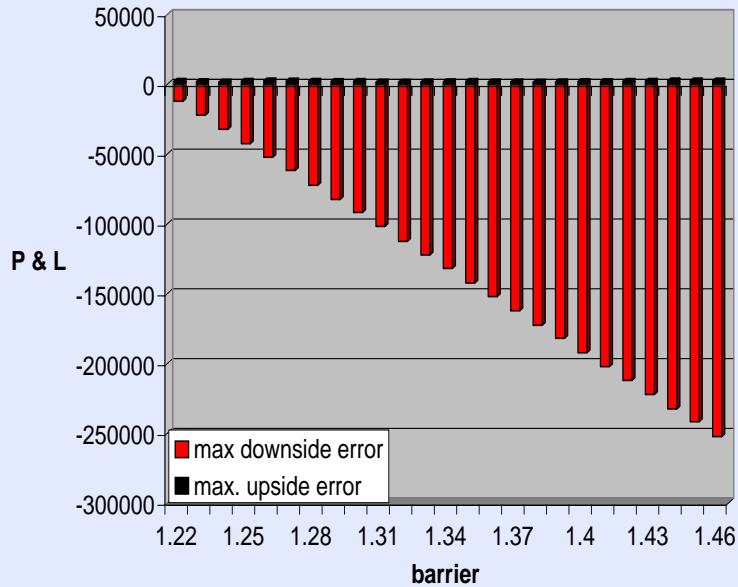
Go Back

Full Screen

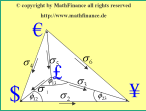
Close

Quit

### Extremal P & L for the short position



# 3.6. Maximum Losses / TV



- Overview
- Error Estimation
- Analysis of EUR-USD
- Summary
- Contact Information

mathfinance.de

Title Page

◀ ▶

◀ ▶

Page 24 of 27

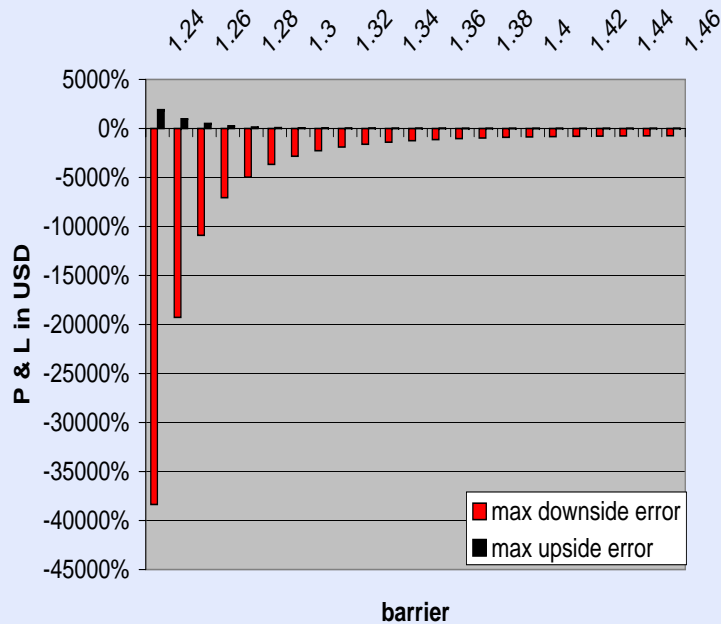
Go Back

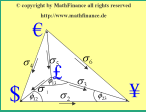
Full Screen

Close

Quit

Relative P & L





## 4. Summary

- other currency pairs are similar.

Overview

Error Estimation

Analysis of EUR-USD

Summary

Contact Information

[mathfinance.de](http://mathfinance.de)

[Title Page](#)



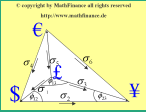
Page 25 of 27

[Go Back](#)

[Full Screen](#)

[Close](#)

[Quit](#)



## 4. Summary

- other currency pairs are similar.
- average loss is comparatively small for liquid currency pairs.

[mathfinance.de](http://mathfinance.de)

[Title Page](#)



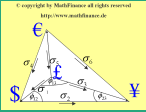
Page 25 of 27

[Go Back](#)

[Full Screen](#)

[Close](#)

[Quit](#)



## 4. Summary

- other currency pairs are similar.
- average loss is comparatively small for liquid currency pairs.
- maximum loss can be very large with small probability.

[mathfinance.de](http://mathfinance.de)

[Title Page](#)



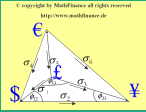
Page 25 of 27

[Go Back](#)

[Full Screen](#)

[Close](#)

[Quit](#)



## 4. Summary

- other currency pairs are similar.
- average loss is comparatively small for liquid currency pairs.
- maximum loss can be very large with small probability.
- sufficient to charge a maximum of 0.1% of the TV to cover the potential *average* loss.

mathfinance.de

Title Page



Page 25 of 27

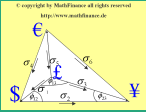
Go Back

Full Screen

Close

Quit





## 4. Summary

- other currency pairs are similar.
- average loss is comparatively small for liquid currency pairs.
- maximum loss can be very large with small probability.
- sufficient to charge a maximum of 0.1% of the TV to cover the potential *average* loss.
- traders take extra premium of 10 basis points per unit of the notional of the underlying.

mathfinance.de

Title Page



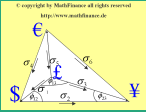
Page 25 of 27

Go Back

Full Screen

Close

Quit



## 4. Summary

- other currency pairs are similar.
- average loss is comparatively small for liquid currency pairs.
- maximum loss can be very large with small probability.
- sufficient to charge a maximum of 0.1% of the TV to cover the potential *average* loss.
- traders take extra premium of 10 basis points per unit of the notional of the underlying.
- relative errors are so small that it seems reasonable not to pursue any further investigation with other models beyond Black-Scholes.

mathfinance.de

Title Page



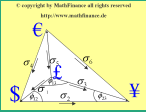
Page 25 of 27

Go Back

Full Screen

Close

Quit



Overview

Error Estimation

Analysis of EUR-USD

Summary

Contact Information

mathfinance.de

Title Page



Page 26 of 27

Go Back

Full Screen

Close

Quit

## 5. Contact Information

Uwe Wystup

HfB-Business School of Finance and Management

Sonnemanstraße 9 - 11

60314 Frankfurt am Main

Germany

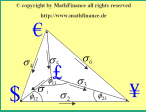
Phone +49-700-MATHFINANCE

This paper is available at

<http://www.mathfinance.de/wystup/papers/fixingdelay.pdf>

These slides are available at

[http://www.mathfinance.de/wystup/papers/fixingdelay\\_slides.pdf](http://www.mathfinance.de/wystup/papers/fixingdelay_slides.pdf)



Overview

Error Estimation

Analysis of EUR-USD

Summary

Contact Information

mathfinance.de

Title Page



Page 27 of 27

Go Back

Full Screen

Close

Quit

## References

- [1] ANAGNOU-BASIOUDIS, I. and HODGES, S. (2004) *Derivatives Hedging and Volatility Errors*. Warwick University Working Paper.
- [2] BROWN, B., LOVATO, J. and RUSSELL, K. (2004) D. CDFLIB - C++ - library, [http://www.csit.fsu.edu/~burkardt/cpp\\_src/dcdfliplib/dcdfliplib.html](http://www.csit.fsu.edu/~burkardt/cpp_src/dcdfliplib/dcdfliplib.html)
- [3] FUSAI G. and RECCHIONI, C. (2003). *Numerical Valuation of Discrete Barrier Options* Warwick University Working Paper.
- [4] HAKALA, J. and WYSTUP, U. (2002) *Foreign Exchange Risk*, Risk Publications, London.
- [5] HÖRFELT, P. (2003). Extension of the corrected barrier approximation by Broadie, Glasserman, and Kou. *Finance and Stochastics*, **7**, 231-243.
- [6] MATSUMOTO, M. (2004). Homepage of Makoto Matsumoto on the server of the university of Hiroshima: <http://www.math.sci.hiroshima-u.ac.jp/~m-mat/eindex.html>
- [7] WYSTUP, U (2000). The MathFinance Formula Catalogue. <http://www.mathfinance.de>